

# KODAK VISION2 Expression 500T Color Negative Film 5229 / 7229



## Soft Natural Colors and Less Grain.

KODAK VISION2 Expression 500T Color Negative Film 5229 / 7229 is a low-contrast, low-color film. With soft, smooth flesh tones and superb shadow detail, Expression film provides a subtle image rendition at a 500 speed. And with greatly reduced grain, more flexibility in post, and cleaner images from under-to over-exposure, Expression 500T Film is better than ever before.

The VISION2 family of films is the first line of products specifically designed for both film and digital post-production. What's more, all VISION2 films provide natural flesh tones, excellent shadow and highlight detail, and maintain neutrality through the full range of exposure. So you can convey exactly the look you intended all the way from capture to post.

KODAK VISION2 Expression 500T Film. Tell it exactly the way you dreamed it.

## BASE

KODAK VISION2 Expression 500T Color Negative Film 5229 / 7229 has an acetate safety base with rem-jet backing.

## DARKROOM RECOMMENDATIONS

Do not use a safelight. Handle unprocessed film in total darkness.

## STORAGE

Store unexposed film at 13°C (55°F) or lower. For extended storage, store at -18°C (0°F) or lower. Process exposed film promptly. Store processed film according to the recommendations in ANSI/PIMA IT9.11-1998: for medium-term storage (minimum of ten years), store at 10°C (50°F) or lower at a relative humidity of 20 to 30 percent; for extended-term storage (for preservation of material having permanent value), store at 2°C (35°F) or lower at a relative humidity of 20 to 30 percent. For active use, store at 25°C (77°F) or lower, at a relative humidity of 50 +/- 5 percent. This relates to optimized film handling rather than preservation; static, dust-attraction and curl-related problems are generally minimized at the higher relative humidity. After usage, the film should be returned to the appropriate medium- or long-term storage conditions as soon as possible.

For more information about medium- and long-term storage, see ANSI/PIMA IT9.11-1998, SMPTE RP131-2002, and KODAK Publications No. H-1, *KODAK Motion Picture Film* available online at <http://www.kodak.com/US/en/motion/support/h1>, and No. H-23, *The Book of Film Care*.

## EXPOSURE INDEXES

Tungsten (3200K) - 500 Daylight<sup>1</sup> - 320

Use these indexes with incident- or reflected-light exposure meters and cameras marked for ISO or ASA speeds or exposure indexes. These indexes apply for meter readings of average subjects made from the camera position or for readings made from a gray card of 18-percent reflectance held close to and in front of the subject. For unusually light- or dark-colored subjects, decrease or increase the exposure indicated by the meter accordingly.

## COLOR BALANCE

These films are balanced for exposure with tungsten illumination (3200K). You can also expose them with tungsten lamps that have slightly higher or lower color temperatures (+/- 150K) without correction filters, since final color balancing can be done in printing. For other light sources, use the correction filters in the table below.

Light Source	KODAK Filters on Camera <sup>1</sup>	Exposure Index
Tungsten (3000 K)	WRATTEN Gelatin No. 82B	320
Tungsten (3200 K)	None	500
Tungsten photoflood (3400 K)	None	500
Daylight (5500 K)	WRATTEN Gelatin No. 85	320
White-Flame Arcs	WRATTEN Gelatin No. 85B	200
Yellow-Flame Arcs	Color Compensating 20Y	320
OPTIMA 32	None	500
VITALITE	WRATTEN Gelatin No. 85	320
Fluorescent, Cool White <sup>2</sup>	WRATTEN Gelatin No. 85 + 10M	200
Fluorescent, Deluxe Cool White <sup>2</sup>	WRATTEN Gelatin No. 85C + 10R	320
Metal Halide	WRATTEN Gelatin No. 85	320

<sup>1</sup> These are approximate corrections only. Make final corrections during printing.

<sup>2</sup> These are starting-point recommendations for trial exposures. If the kind of lamp is unknown, a KODAK Color Compensating Filter CC 40R can be used with an exposure index (EI) of 250.

**Note:** Consult the manufacturer of high-intensity ultraviolet lamps for safety information on ultraviolet radiation and ozone generation.

1. With a KODAK WRATTEN Gelatin Filter No. 85.

## EXPOSURE TABLE - TUNGSTEN LIGHT

At 24 frames per second (fps), 170-degree shutter opening:

Lens Aperture	f/1.4	f/2	f/2.8	f/4	f/5.6	f/8	f/11	f/16
Footcandles Required	5	10	20	40	80	160	320	640

Use this table for average subjects that contain a combination of light, medium, and dark colors. When a subject includes only pastels, use at least 1/2 stop less exposure; dark colors require 1/2 stop more exposure.

### Lighting Contrast -

The recommended ratio of key-light-plus-fill-light to fill light is 2:1 or 3:1. However, you may use 4:1 or greater when a particular look is desired.

## RECIPROCITY CHARACTERISTICS

You do not need to make any filter corrections or exposure adjustments for exposure times from 1/1000 to 1/10 of a second. If your exposure is in the 1 second range, it is recommended that you increase your exposure by 2/3 stop and use a KODAK Color Compensating Filter CC 10Y. If your exposure is in the 10-second range, it is recommended that you increase your exposure by 1 stop and use a KODAK Color Compensating Filter CC 20Y.

## PROCESSING

Process in Process ECN-2.

Most commercial motion-picture laboratories provide a processing service for these films. See KODAK Publication No. H-24.07, *Processing KODAK Color Negative Motion Picture Films, Module 7* available online at <http://www.kodak.com/US/en/motion/support/processing/h24m7.shtml>, for more information on the solution formulas and the procedure for machine processing these films. There are also pre-packaged kits available for preparing the processing solutions. For more information on the EASTMAN ECN-2 Kit Chemicals, check Kodak's Motion Picture Films for Professional Use price catalog.

## IDENTIFICATION

After processing, the product code numbers 5229 (35 mm) or 7229 (16 mm), emulsion, roll, and strip number identification, KEYCODE Numbers, and manufacturer/film identification code (EB) are visible along the length of the film.

## LABORATORY AIM DENSITIES (LAD)

To maintain optimum quality and consistency in the final prints, the laboratory must carefully control the color timing, printing, and duplicating procedures. To aid in color timing and curve placement, negative originals should be timed relative to Laboratory Aim Density (LAD) Control Film supplied by Eastman Kodak Company.<sup>2</sup> The LAD Control

Film provides both objective sensitometric control and subjective verification of the duplicating procedures used by the laboratory.

In the LAD Control Method,<sup>3</sup> the electronic color analyzer used for color timing is set-up with the LAD Control Film to produce a gray video display of the LAD patch, corresponding to 1.0 neutral density (gray) on the print. The negative printing original is then scene-to-scene timed. There are specific LAD values for each type of print or duplicating film that the original can be printed on. For print films, the LAD patch is printed to a neutral gray of 1.0 visual density. For duplicating films, the specified aims are at the center of the usable straight-line portion of the sensitometric curve of the film.

Due to normal variations in exposure and processing of color negative films, particular scenes may not print exactly at the same printer lights as the LAD Control Film. The LAD Control Film is intended as a set-up tool for electronic color analyzers and printers. It is NOT a reference that every scene must match. Normal film-to-film and scene-to-scene exposure variability is accommodated by the color timing (grading) process, on an electronic color analyzer set up with the LAD Control Film. Normally exposed and processed color negatives will typically print well within the range of an additive printer setup with the LAD Control Film, although SIGNIFICANT or UNEXPECTED departures from this center point balance may indicate an exposure/filtration problem with the cinematography or with the process control. Some specialized films and/or specialized negative processing techniques (push-processing, pull-processing, "skip-bleach" processing, etc.) may require more extreme adjustment from the LAD printing condition to attain desired results.

More information is contained in KODAK Publication H-61, *Laboratory Aim Density*, available online at: <http://www.kodak.com/US/en/motion/support/h61/>.

## FILM-TO-VIDEO TRANSFERS

When you transfer the film directly to video, you can set up the telecine using KODAK Telecine Analysis Film (TAF) supplied by Eastman Kodak Company. The TAF consists of a neutral density scale and an eight-bar color test pattern with a LAD gray surround.

The TAF gray scale provides the telecine operator (colorist) with an effective way to adjust subcarrier balance and to center the telecine controls before timing and transferring a film. The TAF color bars provide the utility of electronic color bars, even though they do not precisely match the electronically generated color bars. Using the TAF will help obtain optimum quality and consistency in the film-to-video transfer. For more information regarding TAF, see KODAK Publication No. H-9, *TAF User's Guide*.

2. Direct any inquiries to one of the regional sales offices.

3. Use of the LAD Control Method is described in the paper, "A Simplified Motion-Picture Laboratory Control Method for Improved Color Duplication," by John P. Pytlak and Alfred W. Fleischer in the October 1976 SMPTE Journal.

## IMAGE STRUCTURE

The modulation-transfer and diffuse rms granularity curves were generated from samples of 5229 Film exposed with tungsten light and processed as recommended in Process ECN-2 chemicals. For more information on image-structure characteristics, see KODAK Publication No. H-1, *KODAK Motion Picture Film* available online at <http://www.kodak.com/US/en/motion/support/h1>.

### MTF

The “perceived” sharpness of any film depends on various components of the motion picture production system. The camera and projector lenses and film printers, among other factors, all play a role. But the specific sharpness of a film can be measured and charted in the Modulation Transfer Curve.

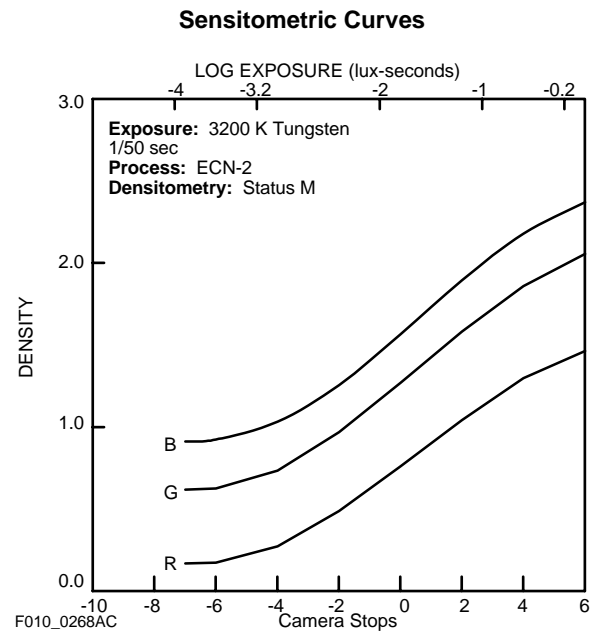
### rms Granularity:

Refer to curve.

Read with a microdensitometer, (red, green, blue) using a 48-micrometer aperture.

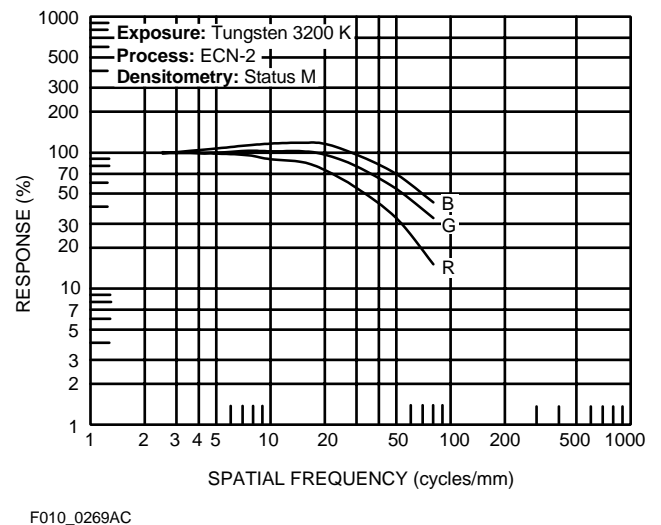
The “perception” of the graininess of any film is highly dependent on scene content, complexity, color, and density. Other factors, such as film age, processing, exposure conditions, and telecine transfer may also have significant effects. In VISION2 Expression 500T Color Negative Film, the measured granularity is very low.

## CURVES



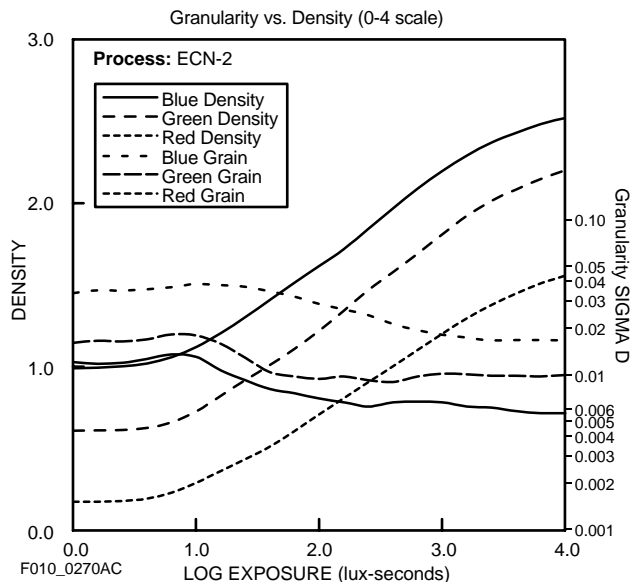
The curves describe this film's response to red, green, and blue light. Sensitometric curves determine the change in density on the film for a given change in log exposure.<sup>4</sup>

### Modulation-Transfer Function Curves



This graph shows a measure of the visual sharpness of this film. The x-axis, “Spatial Frequency,” refers to the number of sine waves per millimeter that can be resolved. The y-axis, “Response,” corresponds to film sharpness. The longer and flatter the line, the more sine waves per millimeter that can be resolved with a high degree of sharpness—and, the sharper the film.

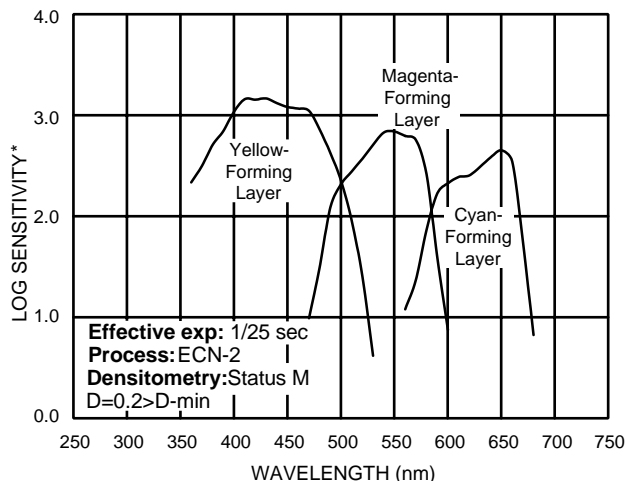
### Diffuse rms Granularity Curves



To find the rms Granularity value for a given density, find the density on the left vertical scale and follow horizontally to the characteristic curve and then go vertically (up or down) to the granularity curve. At that point, follow horizontally to the Granularity Sigma D scale on the right. Read the number and multiply by 1000 for the rms value.

**Note:** This curve represents granularity based on modified measuring techniques.<sup>4</sup>

### Spectral Sensitivity Curves



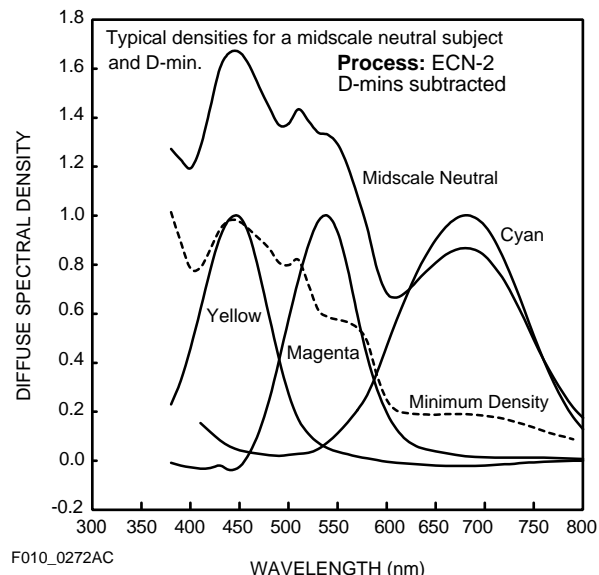
\*Sensitivity = reciprocal of exposure ( $\text{erg}/\text{cm}^2$ ) required to produce specified density

F010\_0271AC

These curves depict the sensitivity of this film to the spectrum of light. They are useful for determining, modifying, and optimizing exposure for blue- and green-screen special-effects work.

4.NOTE: Sensitometric and Diffuse RMS Granularity curves are produced on different equipment. A slight variation in curve shape may be noticed.

### Spectral Dye Density Curves



These curves depict the spectral absorptions of the dyes formed when the film is processed. They are useful for adjusting or optimizing any device that scans or prints the film.

**Note:** Cyan, Magenta, and Yellow Dye Curves are peak-normalized.

**NOTICE:** The sensitometric curves and data in this publication represent product tested under the conditions of exposure and processing specified. They are representative of production coatings, and therefore do not apply directly to a particular box or roll of photographic material. They do not represent standards or specifications that must be met by Eastman Kodak Company. The company reserves the right to change and improve product characteristics at any time.

## SIZES AVAILABLE

### Standard Products Available

Identification No.	Length in Metres (Feet)	Core	Description	Perforations
35 mm SP417	30 (100)	S-83 100-ft. spool		BH-4740 (BH-1866)
35 mm SP718	61 (200)	U		BH-4740 (BH-1866)
35 mm SP718	122 (400)	U		BH-4740 (BH-1866)
35 mm SP718	305 (1000)	U		BH-4740 (BH-1866)
16 mm SP455	30 (100)	R-90 100-ft. spool	Winding B	1R-7605 (1R-2994)
16 mm SP445*	61 (200)	A	Winding A	1R-7605 (1R-2994)
16 mm SP457	122 (400)	T	Winding B	1R-7605 (1R-2994)

\*for AATON A-MINIMA Cameras

## MORE INFORMATION

Outside the United States and Canada, please contact your Kodak representative.

You can also visit our web site at [www.kodak.com/go/motion](http://www.kodak.com/go/motion) for further information. You may want to bookmark our location so you can find us easily the next time.

<b>Films</b>	<i>Cinematographer's Field Guide</i> KODAK Publication No. H-2
<b>Image Structure</b>	<i>KODAK Motion Picture Film</i> KODAK Publication No. H-1
<b>Specification Numbers</b>	<i>Cinematographer's Field Guide</i> KODAK Publication No. H-2
<b>Storage</b>	<i>KODAK Motion Picture Film</i> KODAK Publication No. H-1  <i>The Book of Film Care</i> KODAK Publication No. H-23
<b>LAD</b>	<i>LAD—Laboratory Aim Density</i> KODAK Publication No. H-61
<b>Transfer</b>	<i>KODAK Telecine Analysis Film User's Guide</i> KODAK Publication No. H-822  <i>KODAK Telecine Exposure Calibration Film User's Guide</i> KODAK Publication No. H-807

# KODAK VISION2 Expression 500T Color Negative Film 5229 / 7229

---

## Kodak Locations

FOR DIRECT ORDERING IN THE UNITED STATES  
AND CANADA: **1-800-621-FILM**

### CHICAGO, ILLINOIS

Information: 630-910-4929

### DALLAS, TEXAS

Information: 972-346-2979

### HOLLYWOOD, CALIFORNIA

6700 Santa Monica Boulevard  
Los Angeles, California  
90038-1203

Information: 323-464-6131

### NEW YORK, NEW YORK

360 West 31st Street  
New York, New York  
10001-2727

Information: 212-631-3418

### LATIN AMERICA REGION

8600 NW 17th Street  
Suite 200  
Miami, Florida 33126-1006  
Phone: 305-507-5146

### CANADA

Kodak Canada Inc.  
3500 Eglinton Avenue West  
Toronto, Ontario  
Canada M6M 1V3  
Tel: 416-761-4922  
Orders: 1-800-621-FILM (3456)  
Fax: 416-761-4948  
Toll Free Fax:  
1-866-211-6311

Kodak Canada, Inc.  
4 Place du Commerce, Suite 100  
Ile des Soeurs  
Verdun, Quebec  
Canada H3E 1J4  
Information: 514-761-7001  
Fax: 514-768-1563  
Orders: 1-800-621-FILM (3456)  
Fax Orders: 1-866-211-6311

Kodak Canada, Inc.  
4185 Still Creek Drive  
Suite C150  
Burnaby, British Columbia  
Canada V5C 6G9  
Tel: 1-800-621-FILM (3456)  
Fax: 1-866-211-6311

### EUROPEAN, AFRICAN, AND MIDDLE EASTERN REGION

Entertainment Imaging A2N  
Kodak Ltd. Kodak House  
P.O. Box 66, Station Road  
Hemel Hempstead  
Herts, HP1 1JU England  
Local: +44-1442-844106  
Fax: +44-1442-844072

Eastman Kodak SA  
29-31 Route de L'Aeroport  
Le Grand Sacconex, 1215  
Case Postale 271  
1215 Geneva 15  
Switzerland  
Information: +41-22-747-2000  
Fax: +41-22-747-2200

### GREATER ASIA & JAPAN REGION

**AUSTRALIA**  
Kodak (Australasia) Pty. Ltd.  
173 Elizabeth Street  
Coburg, Victoria  
Australia 3058  
Phone: 61 3 8371 8520  
Fax: 61 3 9353 2962

### CHINA (Peoples Republic)

Beijing: 8610-6561-6561  
Shanghai: 8621-6350-0888  
Guangzhou: 8620-8319-8888

### HONG KONG

Phone: 852-2564-9352

### INDIA

Phone: 91-22-652-6826

### INDONESIA

Phone: 62-21-570-5212

### JAPAN

Phone: 813-5540-2280

### KOREA

Phone: 82-2-708-5561

### MALAYSIA

Phone: 603-7957-2722

### NEW ZEALAND

Phone: 64-9-302-8665

### PAKISTAN

Phone: 92-21-561-0150

### PHILIPPINES

Phone: 632-810-0331

### SINGAPORE

Phone: 65-6371-3388

### TAIWAN

Phone: 886-2-2893-8108

### THAILAND

Phone: 66-2-271-3040 Ext. 310

