

KODAK VISION 5263 / 7263 500T Color Negative Film



KODAK VISION 5263 / 7263 500T Color Negative Film is our lowest contrast 500T film stock. It offers a wide exposure latitude and a subdued color palette. It was developed especially for filmmakers interested in achieving a subtle, natural look without sacrificing detailed shadows and highlights. Along with its unique imaging characteristics, this film provides true blacks, pure whites, and an excellent flesh-to-neutral balance. In fact, a wide variety of skin tones and scene conditions can be captured while maintaining neutrality throughout the exposure range. The low contrast allows flexibility in digital post production. Filmmakers are always requesting different looks, different palettes. KODAK VISION 5263 / 7263 Color Negative Film is one more way we're responding.

Features and benefits include:

- Low contrast for smooth, natural fleshtones
- Wide exposure latitude gives extended highlights and shadows
- Unique palette with subdued colors
- Improved flexibility in digital post production
- True 500T-speed film with excellent image structure
- Color palette retained when printed on KODAK VISION Color Print Film or KODAK VISION Premier Color Print Film

BASE

KODAK VISION 5263 / 7263 500T Color Negative Film has an acetate safety base with rem-jet backing.

DARKROOM RECOMMENDATIONS

Do not use a safelight. Handle unprocessed film in total darkness.

STORAGE

Store unexposed film at 13°C (55°F) or lower. For extended storage, store at -18°C (0°F) or lower. Process exposed film promptly. Store processed film according to the recommendations in ANSI/PIMA IT9.11-1998: for medium-term storage (minimum of ten years), store at 10°C (50°F) or lower at a relative humidity of 20 to 30 percent; for extended-term storage (for preservation of material having permanent value), store at 2°C (35°F) or lower at a relative humidity of 20 to 30 percent. For active use, store at 25°C (77°F) or lower, at a relative humidity of 50 +/- 5 percent. This relates to optimized film handling rather than preservation; static, dust-attraction and curl-related problems are generally minimized at the higher relative humidity. After usage, the film should be returned to the appropriate medium- or long-term storage conditions as soon as possible.

For more information about medium- and long-term storage, see ANSI/PIMA IT9.11-1998, SMPTE RP131-1998, and KODAK Publications No. H-1, *KODAK Motion Picture Film* and No. H-23, *The Book of Film Care*.

EXPOSURE INDEXES

Tungsten (3200 K) - 500

Daylight - 320 (with a KODAK WRATTEN Gelatin Filter No. 85)

Use these indexes with incident- or reflected-light exposure meters and cameras marked for ISO or ASA speeds or exposure indexes. These indexes apply for meter readings of average subjects made from the camera position or for readings made from a gray card of 18-percent reflectance held close to and in front of the subject. For unusually light- or dark-colored subjects, decrease or increase the exposure indicated by the meter accordingly.

COLOR BALANCE

These films are balanced for exposure with tungsten illumination (3200 K). You can also expose them with tungsten lamps that have slightly higher or lower color temperatures (+/- 150 K) without correction filters, since final color balancing can be done in printing. For other light sources, use the correction filters in the table below.

Light Source	KODAK Filters on Camera ¹	Exposure Index
Tungsten (3000 K)	WRATTEN Gelatin No. 82B	320
Tungsten (3200 K)	None	500
Tungsten photoflood (3400 K)	None	500
Daylight (5500 K)	WRATTEN Gelatin No. 85	320
White-Flame Arcs	WRATTEN Gelatin No. 85B	200
Yellow-Flame Arcs	Color Compensating 20Y	320
OPTIMA 32	None	500
VITALITE	WRATTEN Gelatin No. 85	320
Fluorescent, Cool White ²	WRATTEN Gelatin No. 85 + 10M	200
Fluorescent, Deluxe Cool White ²	WRATTEN Gelatin No. 85C + 10R	320
Metal Halide	WRATTEN Gelatin No. 85	320

¹ These are approximate corrections only. Make final corrections during printing.

² These are starting-point recommendations for trial exposures. If the kind of lamp is unknown, a KODAK Color Compensating Filter CC 40R can be used with an exposure index (EI) of 250.

Note: Consult the manufacturer of high-intensity ultraviolet lamps for safety information on ultraviolet radiation and ozone generation.

EXPOSURE TABLE - TUNGSTEN LIGHT

At 24 frames per second (fps), 170-degree shutter opening:

Lens Aperture	f/1.4	f/2	f/2.8	f/4	f/5.6	f/8	f/11	f/16
Footcandles Required	5	10	20	40	80	160	320	640

Use this table for average subjects that contain a combination of light, medium, and dark colors. When a subject includes only pastels, use at least 1/2 stop less exposure; dark colors require 1/2 stop more exposure.

Lighting Contrast -

The recommended ratio of key-light-plus-fill-light to fill light is 2:1 or 3:1. However, you may use 4:1 or greater when a particular look is desired.

RECIPROCITY CHARACTERISTICS

You do not need to make any filter corrections or exposure adjustments for exposure times from 1/1000 to 1 second. If your exposure is in the 10 second range, it is recommended that you increase your exposure 2/3 stop and use a KODAK Color Compensating Filter CC 10Y.

PROCESSING

Most commercial motion-picture laboratories provide a processing service for these films. See KODAK Publication No. H-24.07, *Processing KODAK Color Negative Motion Picture Films, Module 7*, for more information on the solution formulas and the procedure for machine processing these films. There are also pre-packaged kits available for preparing the processing solutions. For more information on the KODAK ECN-2 Kit Chemicals, check Kodak's Motion Picture Films for Professional Use price catalog.

IDENTIFICATION

After processing, the product code number, emulsion and roll number identification, KEYCODE numbers, and internal product symbol (EE) are visible along the length of the film.

LABORATORY AIM DENSITIES (LAD)

To maintain optimum quality and consistency in the final prints, the laboratory must carefully control the color timing, printing, and duplicating procedures. To aid in color timing and curve placement, negative originals should be timed relative to Laboratory Aim Density (LAD) Control Film supplied by Eastman Kodak Company.¹ The LAD Control Film provides both objective sensitometric control and subjective verification of the duplicating procedures used by the laboratory.

In the LAD Control Method,² the electronic color analyzer used for color timing is set up with the LAD Control Film to produce a gray video display of the LAD patch, corresponding to 1.0 neutral density (gray) on the print. The negative printing original is then scene-to-scene timed. There are specific LAD values for each type of print or duplicating film that the original can be printed on. For print films, the LAD patch is printed to a neutral gray of 1.0 visual density. For duplicating films, the specified aims are at the center of the usable straight-line portion of the sensitometric curve of the film.

1. Direct any inquiries to one of the regional sales offices.

2. Use of the LAD Control Method is described in the paper, "A Simplified Motion-Picture Laboratory Control Method for Improved Color Duplication," by John P. Pytlak and Alfred W. Fleischer in the October 1976 SMPTE Journal.

FILM-TO-VIDEO TRANSFERS

When you transfer the film directly to video, you can set up the telecine using the negative KODAK Telecine Analysis Film (TAF) supplied by Eastman Kodak Company. The TAF consists of a neutral density scale and an eight-bar color test pattern with a LAD gray surround.

The TAF gray scale provides the telecine operator (colorist) with an effective way to adjust subcarrier balance and to center the telecine controls before timing and transferring a film. The TAF color bars provide the utility of electronic color bars, even though they do not precisely match the electronically generated color bars. Using the TAF will help obtain optimum quality and consistency in the film-to-video transfer. For more information regarding TAF, see KODAK Publication No. H-9, *TAF User's Guide*.

Note: This is a low color, low contrast film. Using the negative KODAK TAF will give you the low color, low contrast position for 5263/7263 film. The color and contrast can be manipulated from this position.

IMAGE STRUCTURE

The modulation-transfer curves, the diffuse rms granularity, and the resolving-power data were generated from samples of KODAK VISION 5263 500T Color Negative Film exposed with tungsten light and processed as recommended in Process ECN-2 chemicals. For more information on image-structure characteristics, see KODAK Publication No. H-1, *KODAK Motion Picture Film*.

MTF:

The "perceived" sharpness of any film depends on various components of the motion picture production system. The camera and projector lenses and film printers, among other factors, all play a role. But the specific sharpness of a film can be measured and charted in the Modulation Transfer Curve. The perceived sharpness of KODAK VISION 5263 / 7263 500T Color Negative Film is less than that of KODAK VISION 500T Color Negative Film / 5279, 7279. This can be expected with a softer color, low contrast film.

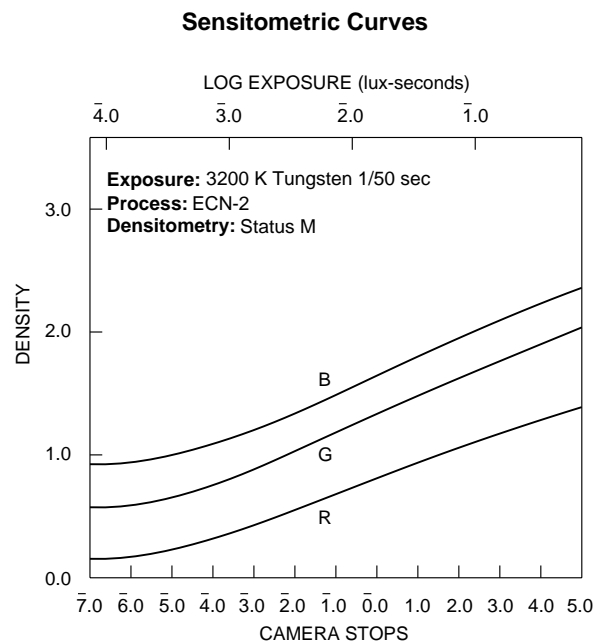
rms Granularity:

Refer to curve.

Read with a microdensitometer, (red, green, blue) using a 48-micrometre aperture.

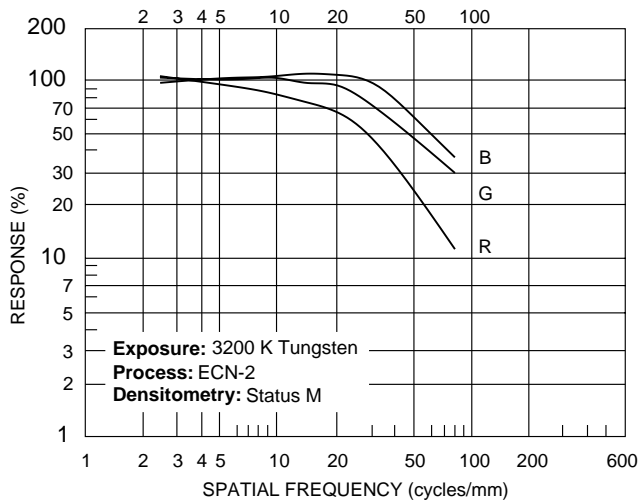
The "perception" of the graininess of any film is highly dependent on scene content, complexity, color, and density. Other factors, such as film age, processing, exposure conditions, and telecine transfer may also have significant effects. In KODAK VISION 5263 / 7263 500T Color Negative Film, the measured granularity is very low and is similar to KODAK VISION 500T Color Negative Film / 5279, 7279.

CURVES



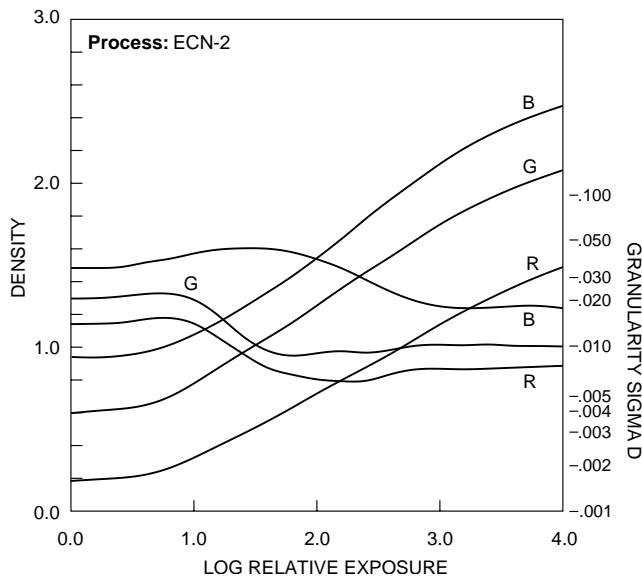
The curves describe this film's response to red, green, and blue light. Sensitometric curves determine the change in density on the film for a given change in log exposure.

Modulation-Transfer Function Curves



This graph shows a measure of the visual sharpness of this film. The x-axis, "Spatial Frequency," refers to the number of sine waves per millimeter that can be resolved. The y-axis, "Response," corresponds to film sharpness. The longer and flatter the line, the more sine waves per millimeter that can be resolved with a high degree of sharpness—and, the sharper the film.

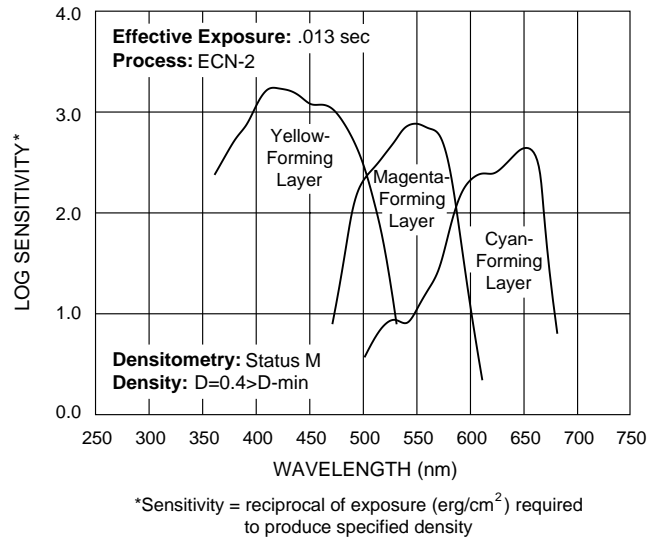
Diffuse rms Granularity Curves



To find the rms Granularity value for a given density, find the density on the left vertical scale and follow horizontally to the characteristic curve and then go vertically (up or down) to the granularity curve. At that point, follow horizontally to the Granularity Sigma D scale on the right. Read the number and multiply by 1000 for the rms value.

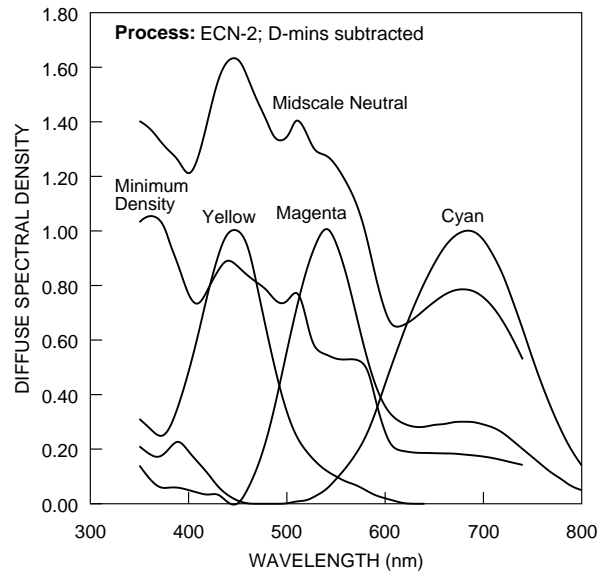
Note: This curve represents granularity based on modified measuring techniques.

Spectral Sensitivity Curves



These curves depict the sensitivity of this film to the spectrum of light. They are useful for determining, modifying, and optimizing exposure for blue- and green-screen special-effects work.

Spectral Dye Density Curves



These curves depict the spectral absorptions of the dyes formed when the film is processed. They are useful for adjusting or optimizing any device that scans or prints the film.

Note: Cyan, Magenta, and Yellow Dye Curves are peak-normalized.

NOTICE: The sensitometric curves and data in this publication represent product tested under the conditions of exposure and processing specified. They are representative of production coatings, and therefore do not apply directly to a particular box or roll of photographic material. They do not represent standards or specifications that must be met by Eastman Kodak Company. The company reserves the right to change and improve product characteristics at any time.

STANDARD PRODUCTS AVAILABLE

Format and Specification No.	Length in Meters (Feet)	Description	Perforation/Pitch Metric (Imperial)
35 mm SP718	122(400)	On Core	BH-4740 (BH-1866)
35 mm SP718	305 (1000)	On Core	BH-4740 (BH-1866)
16 mm SP457	122 (400)	On Core Winding B	1R-7605 (1R-2994)

MORE INFORMATION

Outside the United States and Canada, please contact your Kodak representative.

You can also visit our web site at www.kodak.com/go/motion for further information. You may want to bookmark our location so you can find us easily the next time.

Films	<i>Cinematographer's Field Guide</i> KODAK Publication No. H-2
Image Structure	<i>KODAK Motion Picture Film</i> KODAK Publication No. H-1
Specification Numbers	<i>Cinematographer's Field Guide</i> KODAK Publication No. H-2
Storage	<i>KODAK Motion Picture Film</i> KODAK Publication No. H-1 <i>The Book of Film Care</i> KODAK Publication No. H-23
LAD	<i>LAD—Laboratory Aim Density</i> KODAK Publication No. H-61
Transfer	<i>KODAK Telecine Analysis Film</i> <i>User's Guide</i> KODAK Publication No. H-822 <i>KODAK Telecine Exposure</i> <i>Calibration Film User's Guide</i> KODAK Publication No. H-807

KODAK VISION 5263 / 7263 500T Color Negative Film



**Entertainment
Imaging**

KODAK VISION 5263 / 7263 500T Color
Negative Film
KODAK Publication No. **H-1-5263tx**

Kodak, Keycode, Vision, and Wratten are trademarks of Eastman Kodak Company.

New 1-02
Printed in U.S.A.